

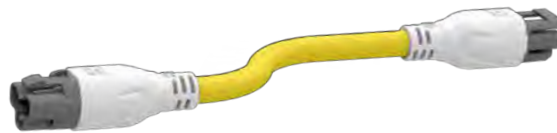
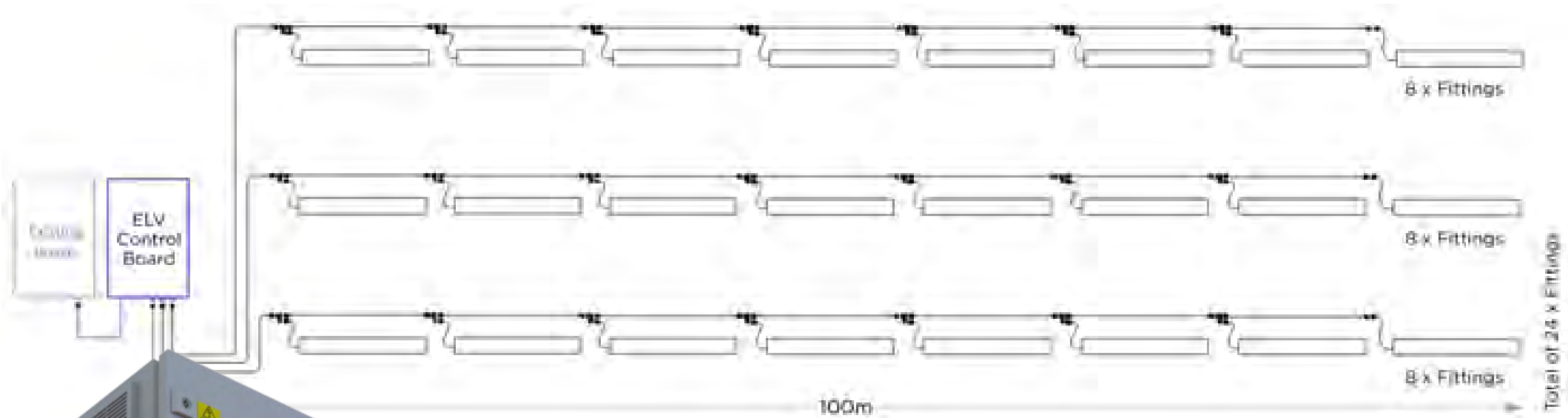
ELV | lite™

Safer, Faster, Simpler extra low voltage solution for **Temporary Lighting**

ELV or 240V?

	ELV lite™	Traditional 240V
SAFETY Safe working voltage (<50Volts) significantly reducing the risk of dangerous electric shock	✓	✗
RELIABILITY Prefabricated, moulded plugs and pre-enabled fittings that are all assembled and tested in a factory environment	✓	✗
SPEED Plug and play quick connect modular wiring solution makes installation onsite significantly faster	✓	✗
FLEXIBILITY Lighting needs on a construction site are regularly changing due to building stages (eg walls being erected etc.) a modular ELV solution makes changes onsite faster, simpler and safer	✓	✗
REUSE + RECYCLE The ELV-Lite solutions are designed to be easily installed and uninstalled, packed up and re-used on future projects	✓	✗
NO WASTE Using modular leads means there is no waste during install and more importantly no waste when being removed. In comparison wiring for traditional methods is removed and scrapped or binned, not reused.	✓	✗

ELV|lite is easy as 1,2,3...



+



+



1 Select the 'SUPPLY' to suit your project...

2 Choose how you want to 'CONNECT' your install...

3 Pick the light fittings you'll use to 'ILLUMINATE' your site...

ELV | lite

SUPPLY

The safest temporary solution all starts with the supply board. Our boards have been designed and developed here in Australia specifically for our market.

ELV_G2/TLCB-1000VA



Operating input voltage of 190 to 260VAC with **regulated continuous 45Volt SELV output**

Superior safety with 3 Layers of protection:
voltage
current
thermal

LED display with control incl. emergency lighting test timer

Supports up to **30 fittings per board**

Smaller supply boards also available for smaller areas and task lighting.



Our ELV-Lite solution utilises the best connectors and cable on the market delivering a high quality installation that is reusable, flexible and fast.

ELV LEADS

MADE IN AUSTRALIA using market leading, MLEX over-moulded connectors for ultimate durability and a 2C X 4MM AUSTRALIAN MADE, CERTIFIED CABLE for superior performance.

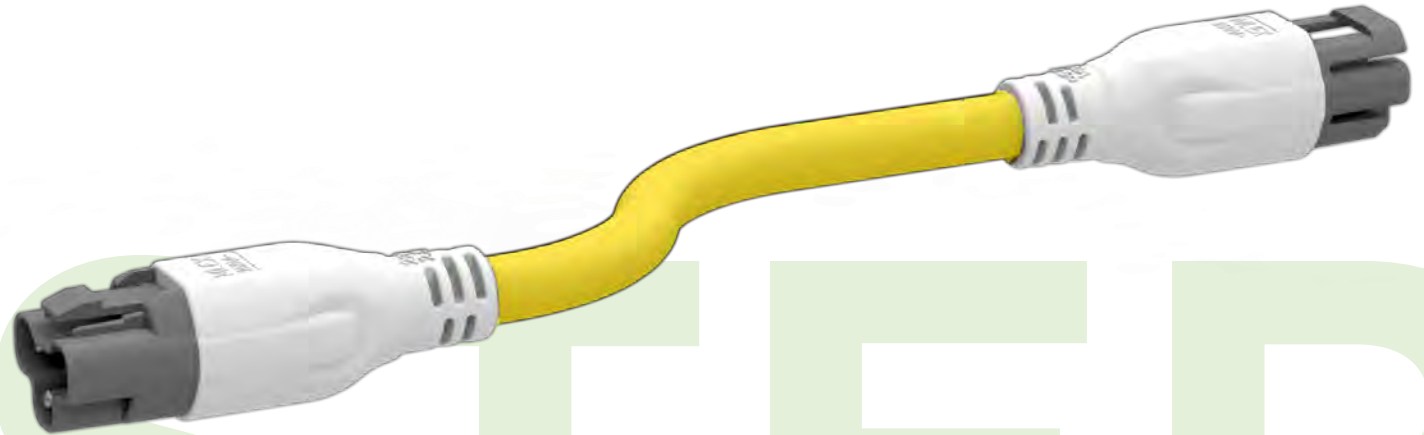
Yellow Pre-labeled Sheath to Eliminate Taping Onsite

Supplied in 5M + 10M options

Integrates with MLEX ELV accessories shown below for fast, simple installation and distribution onsite.


V90 ELECTRIC CABLE 2C x 4mm WARNING: CONSTRUCTION WIRING STRICTLY FOR FIXED SELV TEMPORARY LIGHTING APPLICATION

Custom Cable Label



'Y' Pieces

One in, two out ELV distribution block for connection of light fittings or splitting of circuit.



Modular SB Boxes

ELV 4 Pole (one in three out) or 6 Pole (one in five out) marshalling box / distribution block.



Rewirable Modules

Rewirable male and female outlets which can be used to make leads onsite in case of emergency using off the shelf cables.

We have partnered with market leading LED manufacturers to develop dedicated 45V light fittings so we can deliver the ultimate turnkey ELV solutions for our customers.



ELV_G2/25W.1200_IP65, 45Volt 25Watt 1200mm IP65 LED Light Fitting
(This fitting has up to **2 x standard fitting output**)

2500 LUMENS

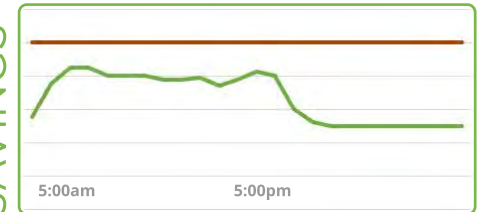
in standard operations



ELV_G2/25W.1200_IP65-MS, 45Volt 25Watt 1200mm IP65 LED Light Fitting with Microwave Sensing so it only operates when someone is present.

33%


POWER SAVINGS



ELV_G2/25W.1200_IP65-EM1200LM, 45Volt 25Watt 1200mm IP65 Emergency LED Light Fitting (1200Lm in Emergency Operation which is up to 3 x most emergency fittings on the market)

1200 LUMENS

in emergency operation




We also have EXIT decals that have been specially designed to fit directly under the Emergency Fittings for a simpler installation onsite.

ELV | lite

SUPPORT

To ensure we can support you on your projects all around Australia we have partnered with SAGE Service, who are a premium national service provider with offices in all major capitals of Australia. With their team of experienced technicians working closely with our engineers and project managers means there is no issue we cant resolve.




1300 546 449




SUPPORT

"The efficiency and simplicity of the system has provided us with both a solution and an investment"


Stowe Australia



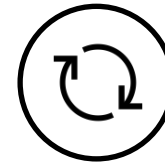
safe wiring



fast installation



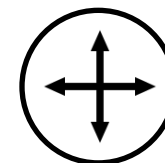
time saving



re-use products



efficient LED's



install flexibility

WE CHALLENGE WHY
ELECTRICAL INSTALLS
NEED TO BE SO DIFFICULT

